



UM GUIA DO USUÁRIO EM 6 ETAPAS



ETAPA 1

Compre o QVI Points Privileged Access na Qualify eStore

- Receba seu eCertificate e uma Carta de pré-ativação por e-mail.
- O eCertificate também pode ser visualizado no seu Escritório virtual (EV).



The image shows a screenshot of the QNET eStore interface. On the left, there are three columns: 'Qualifying Products', 'Repeat Purchase Products', and 'Redemption Products'. The 'Qualifying Products' column features a 'QUALIFY' section with a 'Read More' link and a list of categories including Energy, Luxury & Collectibles, Communications, Nutrition, Home Care, Holidays, Personal & Business Development, Education, Last Chance Promo, Weight Management, and ON PROMO. A red arrow points from this list to the 'QVI Points' section on the right. The 'Repeat Purchase Products' column features a 'REPEAT' section with a 'Read More' link and a similar list of categories. The 'Redemption Products' column is currently empty. On the right, the main store interface is visible, showing the QNET logo, a navigation bar with 'Products', 'Shopping Cart', 'Checkout', 'Placement/BV Allocation', 'Payment', and 'Receipt', and a language selector set to 'EN - English'. A note states: 'Note: Each product is assigned with a certain BV. The BV can be allocated to your own tracking center.' Below this, there is a 'Shop' button and a cart icon indicating 'You have 0 items'. A navigation bar includes 'Holidays', 'Personal & Business Development', 'Education', 'Last Chance Promo', 'Weight Management', and 'ON PROMO'. The 'QVI Points' section displays three packages: 'QVI Points Privileged Access Classic (Valid for 6 months)' for USD 333.00, 'QVI Points Privileged Access Deluxe (Valid for 12 months)' for USD 608.00, and 'QVI Points Privileged Access Premium (Valid for 12 months)' for USD 884.00. Each package has an 'Add to Cart' button. A speech bubble with the text 'Clique no nome do pacote para ver a descrição e os detalhes do produto' points to the package names. At the bottom, there is another 'Add to Cart' button.

ETAPA 2

Ative seus QVI Points no seu EV


- Sua Carta de pré-ativação irá direcioná-lo para um link em seu EV para ativar seus QVI Points. Em sua lista de compras, clique no botão "Ativar" para ativá-los.


QVI Points

Congratulations on joining thousands of QVI customers by making your purchase! For a copy of your official purchase confirmation, kindly click at the package name below to access the e-Certificate.

We look forward to providing you with the best service, customer experience and everything you need for a perfect vacation!

| Receipt No | Order No | Package Name | Transaction Date | Activate | Status |
|------------|------------|---|----------------------|--------------------------|----------------|
| RE08058222 | DN26100288 | QVI Points Privileged Access Classic (Valid for 6 months) | 9/28/2012 2:50:37 PM | Activate | For Activation |

"ATIVAR" 



ACCESS MY PERSONAL SALES & MARKETING SITE

| | | | | |
|--|--|--|---|---|
| MY COMMISSION Go to Q Account Manage PIN Code Fee Schedule RSP Bank | MY GLOBAL SUPPORT CENTER Order and Payment History Product Shipment Pay Installment Balance Pay Annual IRship Fee | MY TOOLS MY QVI CLUB QVI eCertificate Q-breaks eCertificate QVI Kit Delivery History QVI Points | MY ACTIVITY AND PERFORMANCE MY IN-VOICE ACCOUNT Account List Call Rates Technical Support (ENG) Technical Support (Bahasa) | MY PROFILE MY ONLINE SECURITY Subscribe 2FA |
|--|--|--|---|---|

ETAPA 3

Depois de ativar seus QVI Points Privileged Access, você irá:

- Receber uma Carta de boas-vindas por e-mail com seu ID de cliente e senha.
- Receber outro e-mail com seus Qupons oferecendo uma grande variedade de excelentes benefícios, descontos, brindes e muito mais!

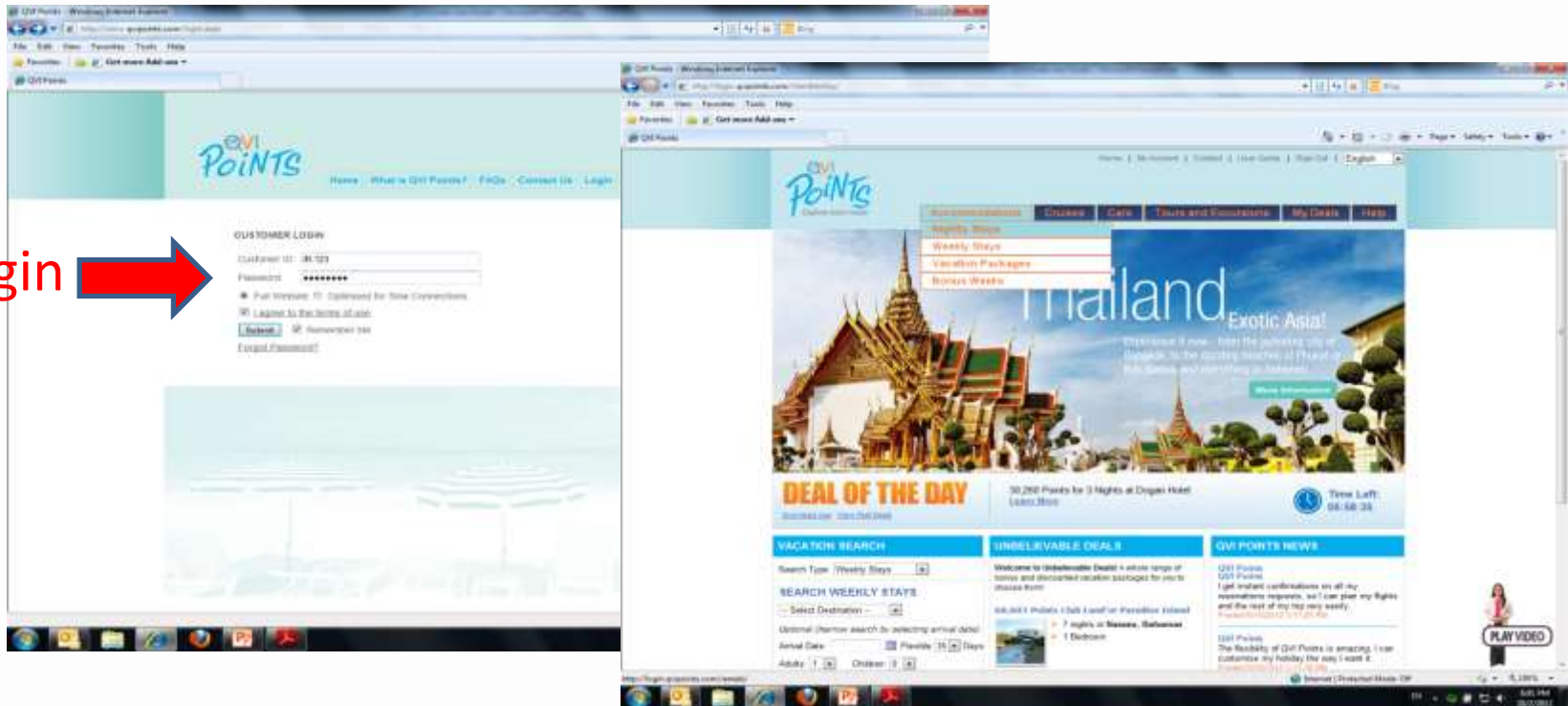


ETAPA 4

Comece a planejar suas férias no www.qvipoints.com


- Conecte com seu ID de cliente e senha.
- Procure seus destinos, cruzeiros, passeios e atividades de férias favoritas.
- Reserve, resgate e obtenha confirmações instantaneamente!
- Compre mais QVI Points na Repeat eStore.

Login 



ETAPA 5

Compre mais QVI Points na Repeat eStore.



The screenshot displays the QNET website interface, divided into three main sections: Qualifying Products, Repeat Purchase Products, and Redemption Products. A red arrow points from the 'Repeat Purchase Products' category to the 'Personal & Business Development' category in the list of products.

Qualifying Products

- QUALIFY
- The perfect place for your first QNET purchase. [Read More](#)
- Energy
- Luxury & Collectibles
- Communications
- Nutrition
- Home Care
- Holidays
- Personal & Business Development
- Education
- Last Chance Promo
- Weight Management
- ON PROMO

Repeat Purchase Products

- REPEAT
- Get great products AND Repeat Sales Points (RSP) here! [Read More](#)
- Energy
- Luxury & Collectibles
- Communications
- Nutrition
- Personal Care
- Accessories
- Home Care
- Holidays
- Personal & Business Development
- Education
- Weight Management
- ON PROMO

Redemption Products

QNET

Products Shopping Cart Checkout Placement/BV Allocation Payment Receipt

Language: EN - English

Note: Each product is assigned with a certain BV. The BV can be allocated to your own tracking center.

You have 0 items.

Holidays Personal & Business Development Education

QVI Points

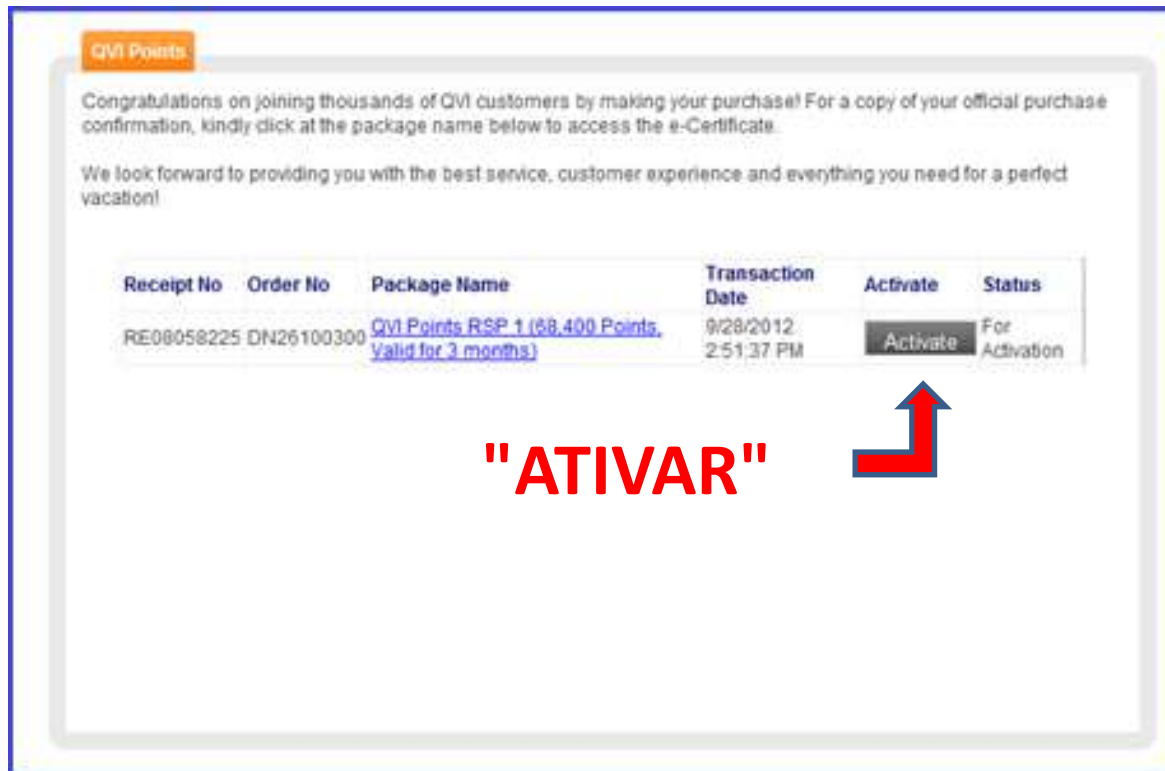
- QVI Points RSP 1 (108,400 Points, Valid for 3 months) Price: USD 100.00 \$811 USD 0.00 BV 40 RSP 10 [Add to Cart](#)
- QVI Points RSP 2 (132,700 Points, Valid for 3 months) Price: USD 150.00 \$811 USD 0.00 BV 30 RSP 20 [Add to Cart](#)
- QVI Points RSP 3 (108,400 Points, Valid for 3 months) Price: USD 1,400.00 \$811 USD 0.00 BV 120 RSP 40 [Add to Cart](#)
- QVI Points RSP 4 (339,000 Points, Valid for 3 months) Price: USD 4,650.00 \$811 USD 0.00 BV 240 RSP 60 [Add to Cart](#)

Clique no nome do pacote para ver a descrição e os detalhes do produto

ETAPA 6

Depois de comprar seus QVI Points Repeat Purchase:

- Seu eCertificate poderá ser visualizado em seu EV.
- Você receberá uma Carta de pré-ativação por e-mail. Ative seus QVI Points Repeat Purchase da mesma forma que ativou os QVI Points Privileged Access.
- Use o mesmo ID de cliente e senha usado anteriormente para se conectar ao site.



The screenshot shows a confirmation page for a QVI Points purchase. It includes a congratulatory message and a table with purchase details. A red arrow points to the 'Activate' button in the table.

| Receipt No | Order No | Package Name | Transaction Date | Activate | Status |
|------------|------------|--|----------------------|----------|----------------|
| RE08058225 | DN26100300 | QVI Points RSP 1 (88,400 Points, valid for 3 months) | 9/28/2012 2:51:37 PM | Activate | For Activation |

"ATIVAR" 